



# **Türk Ekonomi Bankası A.Ş.**

---

**2008 2<sup>nd</sup> Quarter Results**

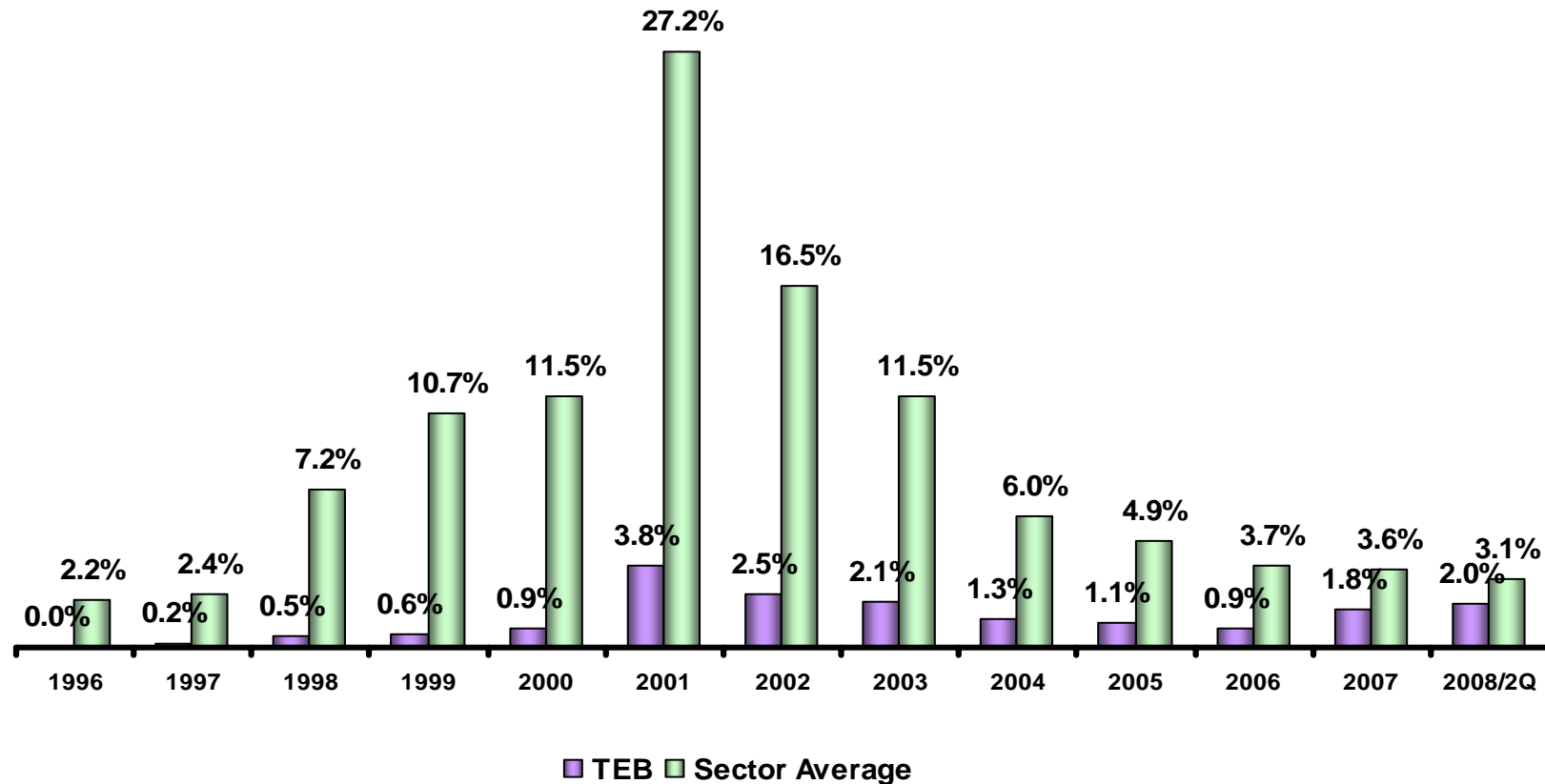
# Expanding Branch Network



# Non Performing Loans



**Non-Performing Loans as a % of Total Loans**



Coverage ratio: 58 %

Coverage (incl. general provisions) : 102%



# Financial Highlights

---



# Consolidated BRSA B/S Highlights

YTL Million	Share	Reviewed 30.06.2008	Audited 31.12.2007	Change		Share	Reviewed 30.06.2008	Audited 31.12.2007	Change
<b>Assets</b>					<b>Liabilities</b>				
Cash & banks	20%	3,104	2,949	5%	Deposits	66%	10,476	8,184	28%
M.sec + repos	10%	1,631	1,829	-11%	Repos	0%	45	922	-95%
Loans + Trade rec.	66%	10,390	8,518	22%	Funds Borrowed	15%	2,392	2,371	1%
Other Assets	3%	502	451	11%	Other Liab.	8%	1,232	1,100	12%
Fixed Assets	1%	186	199	-7%	<b>Total Liabilities</b>	89%	<b>14,145</b>	<b>12,577</b>	12%
<b>Total Assets</b>	100%	<b>15,813</b>	<b>13,946</b>	13%	Subordinated Loans	4%	576	388	48%
					<i>Sh. Equity</i>				
					Capital & Res.	6%	969	833	16%
					Income	1%	123	148	n.m.
					<b>Total Sh. Equity</b>	7%	<b>1,092</b>	<b>981</b>	11%
					<b>Total Liab + Equity</b>	100%	<b>15,813</b>	<b>13,946</b>	13%

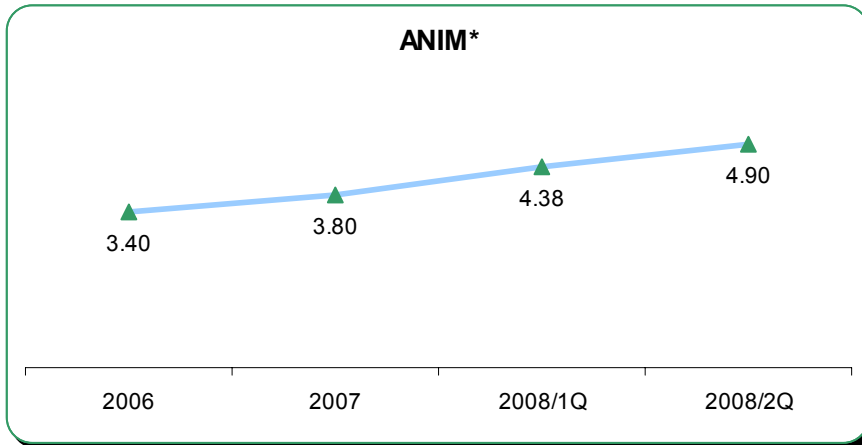


# Consolidated BRSA Income Statement

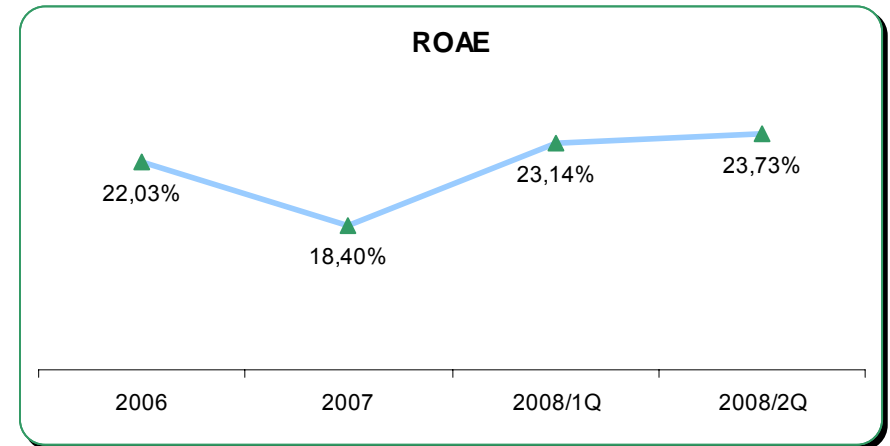
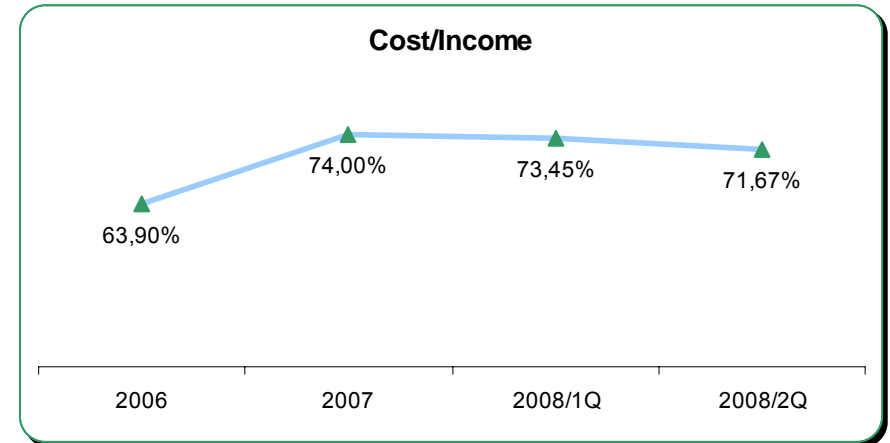
<i>YTL Million</i>	Reviewed 30.06.2008	Reviewed 30.06.2007	Change
Interest Income	984.7	751.3	31%
Interest Expense	-593.6	-474.5	25%
FX Gains / (Losses), net	29.1	-18.0	<i>n.m.</i>
Loan Loss and Other Provisions	-49.6	-21.0	136%
<b>Adjusted Net Interest Income</b>	<b>370.6</b>	<b>237.8</b>	<b>56%</b>
Net Trading Income	-13.8	1.1	<i>n.m.</i>
Net Fees & Commissions Income	114.5	76.6	49%
Other Operating Income	64.7	15.7	312%
<b>Non Interest Income</b>	<b>165.4</b>	<b>93.4</b>	<b>77%</b>
<b>Non-interest Expense</b>	<b>-384.2</b>	<b>-236.5</b>	<b>62%</b>
<b>Operating Profit</b>	<b>151.8</b>	<b>94.7</b>	<b>60%</b>
Provision for Taxes on Income	-28.9	-20.9	38%
<b>Net Income / (Loss)</b>	<b>122.9</b>	<b>73.8</b>	<b>67%</b>



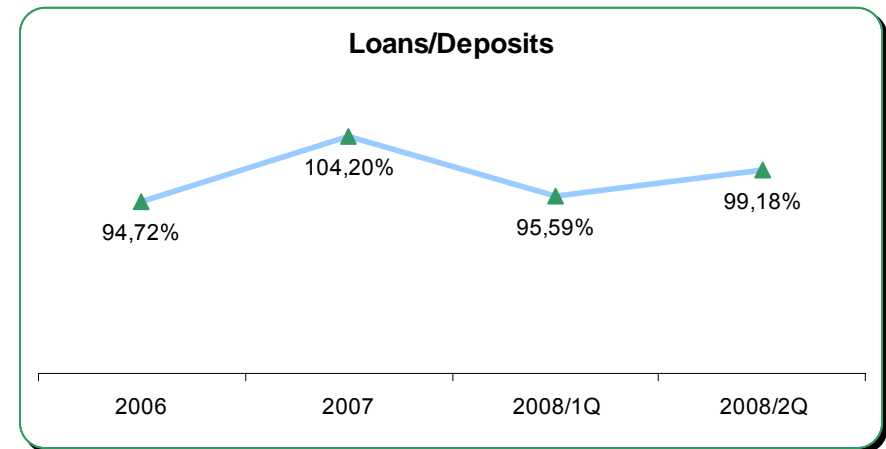
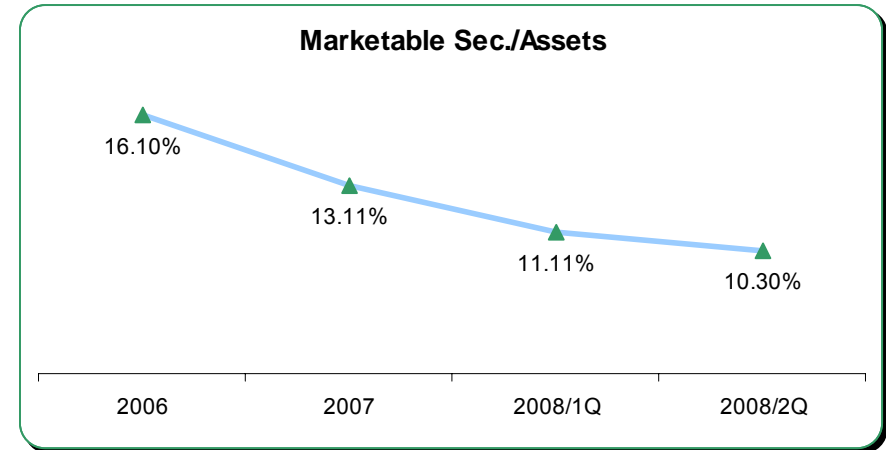
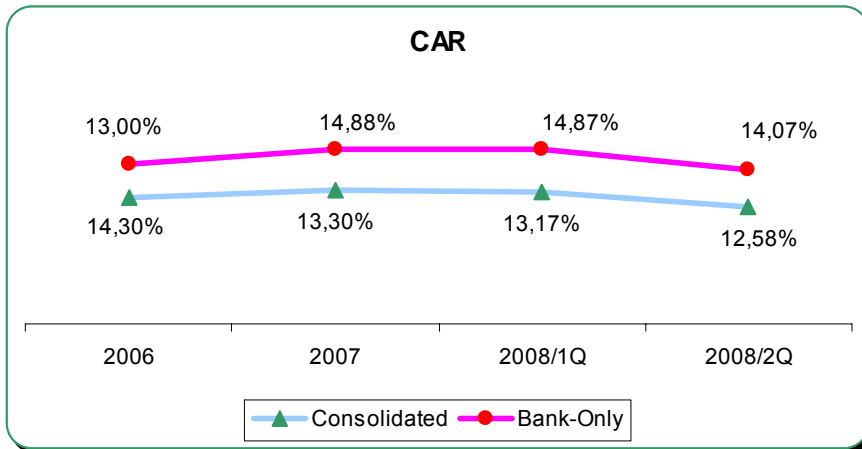
# Profitability Ratios



\* Adjusted for loan loss provisions and FX losses/gains



# Ratios





# Disclaimer



The information and opinions obtained in this document have been compiled or arrived at by TEB from sources believed to be reliable, but no representation or warranty is made as to their accuracy, completeness or correctness. All opinions and estimates contained in this document constitute TEB's judgement as of the date of this document and are subject to change without notice. This document is published for the assistance of the recipients, but is not to be relied upon as authoritative or taken in substitution for the exercise of judgement by any recipient. TEB does not accept any liability for any direct or consequential loss arising from any use of this document or its contents. This document is strictly confidential and may not be reproduced, distributed or published for any purpose.